TAVDental

PRECISION. PASSION. PARTNERSHIP

sirius

Implant Guide



Sirius Internal Hex. Implant

Sirius is characterized by an innovative design approach that is a result of research into better primary stability and fast osseointegration in the most complex cases.

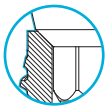

Platform Switching
Preserve the crestal bone height and soft tissue levels, increasing the quality outcomes in treatments.

Deep Micro Thread at the Coronal Region
Makes this implant particularly suitable for immediate or early implantation following extraction or loss of natural teeth and specially designed to support primary stability.

Double Thread Design
Increases BIC over the entire body of the implant and support fast and easy implant insertion.

Implant Surface
Sand blasting and acid etching extends to the top of the implant ensuring a surface of high quality which has been proven to maximize the BIC (Bone Implant Contact).

Self Tapping
Enables easy insertion and stabilizes the implant.

Apically Tapered Implant Body
Designed to support cases involving soft bone or fresh extraction sockets where primary stability is important.

Sirius Implant System

TAV Dental Sirius internal hex implants are available in a wide range of diameters and lengths. It is recommended that implants Ø5 & Ø6 shall be used in the posterior areas, while Ø3.3, Ø3.75 and Ø4.2 shall be used in the anterior areas.

A	Ø3.30	Ø3.75	Ø4.20	Ø5	Ø6
B	Ø2.70	Ø3.25	Ø3.695	Ø4.45	Ø5.1
H	10,11.5,13.16	8,10,11.5,13,16	6,8,10,11.5,13,16	6,8,10,11.5,13	6,8,10,11.5,13

Diameter	Ø3.30mm	Ø3.75mm	Ø4.20mm	Ø5mm	Ø6mm
	2.10mm	2.44mm	2.44mm	2.44mm	2.44mm
Length					
6mm	-	-	7100035	7100041	7100046
8mm	-	7100030	7100036	7100042	7100047
10mm	7100026	7100031	7100037	7100043	7100048
11.50mm	7100027	7100032	7100038	7100044	7100049
13mm	7100028	7100033	7100039	7100045	7100050
16mm	7100029	7100034	7100040	-	-

Recommended Planning Guidelines

Two basic rules must be followed while planning implant positioning. The need for careful planning is critical and shall be performed by dentists who are licensed and trained to perform these procedures. Adequate preoperative studies should as well be performed, in order to examine the anatomic structures and to assess the biomechanical, functional, and esthetic requirements of each case.

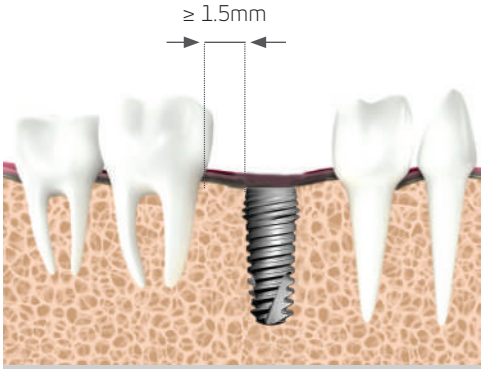

[1] Distance between implant shoulder and adjacent tooth should be minimum 1.5mm

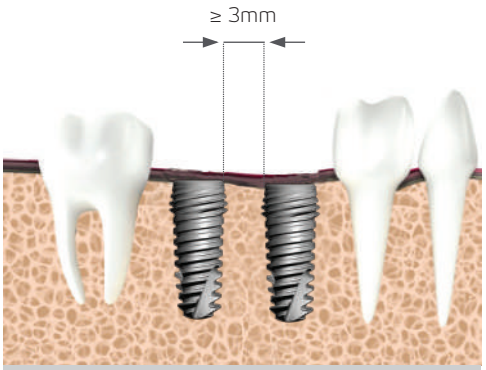

[2] Distance between two implants shoulders should be minimum 3mm

Surgical Procedure

Tav Dental tools has been designed to simplify the surgical procedure for clinicians and to match the shape of the implant. All tools are manufactured using high- quality materials and with high precision, ensuring easy performance and reliable use. TAV Dental drills are color-coded and marked for depths of 6, 8,10, 11.5, 13 and 16mm.

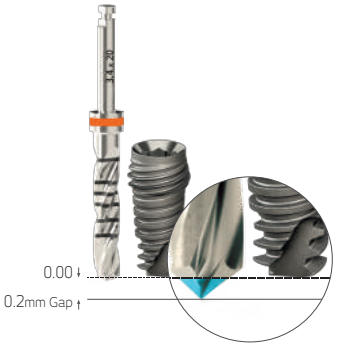

Surgical Step		Catalog No.	Tool	Speed[rpm]
Marking	1	7300001	Precision Drill	1200-1500
Drilling	2	7300002	Drill Ø2mm	900-1200
	3	7300003	Drill Ø2.5mm	900-1200
	4	7300062	Drill Ø2.8mm	500-700
	5	7302005	Drill Ø3.4mm	400-700
	6	7300005	Drill Ø3.8mm	400-600
	7	7300006	Drill Ø4.5mm	300-500
	8	7300007	Drill Ø5mm	300-500
Profile Drilling	10	7300009	Countersink Ø3.75mm-Ø4.2mm	200-400
	11	7300010	Countersink Ø5mm-Ø6mm	200-400
Implant			Sirius Implant	

Surgical Drilling Sequence

Please pay attention to the recommended drill speeds. The procedures described does not replace adequate training.

Ø3.30mm Implant Procedure

Drill Speed [rpm]	1200-1500	900-1200	900-1200	500-700	200-400
Diameter		Ø2	Ø2.50	Ø2.80	
				Optional for D1, D2	Optional for D3, D4

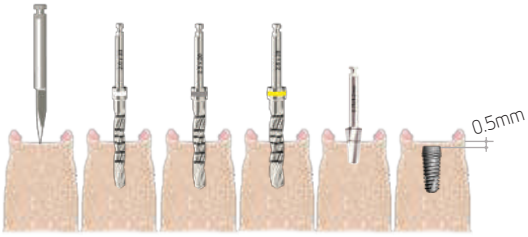

Ø3.75mm Implant Procedure

Drill Speed [rpm]	1200-1500	900-1200	500-700	400-700	200-400
Diameter		Ø2	Ø2.80	Ø3.40	Ø3.75-4.20
				Optional for D1, D2	Optional for D3, D4

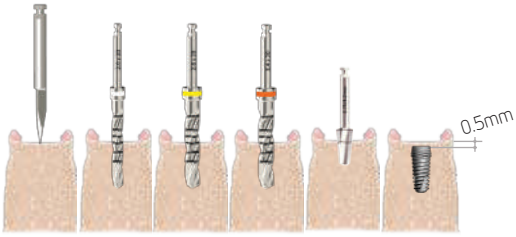

Ø4.20mm Implant Procedure

Drill Speed [rpm]	1200-1500	900-1200	500-700	400-700	400-600	200-400
Diameter		Ø2	Ø2.80	Ø3.40	Ø3.80	Ø3.75-4.20
					Optional for D1, D2	Optional for D3, D4

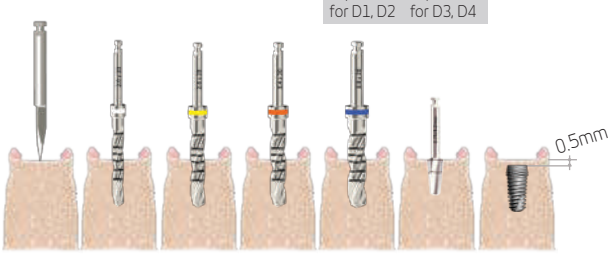

Ø5mm Implant Procedure

Drill Speed [rpm]	1200-1500	900-1200	500-700	400-700	400-600	300-500	200-400
Diameter		Ø2	Ø2.80	Ø3.40	Ø3.80	Ø4.50	Ø5-6
						Optional for D1, D2	Optional for D3, D4

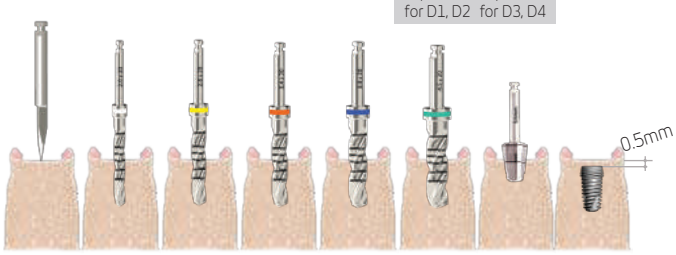

Ø6mm Implant Procedure

Drill Speed [rpm]	1200-1500	900-1200	500-700	400-700	400-600	300-500	300-500	200-400
Diameter		Ø2	Ø2.80	Ø3.40	Ø3.80	Ø4.50	Ø5	Ø5-6
							Optional for D1, D2	Optional for D3, D4

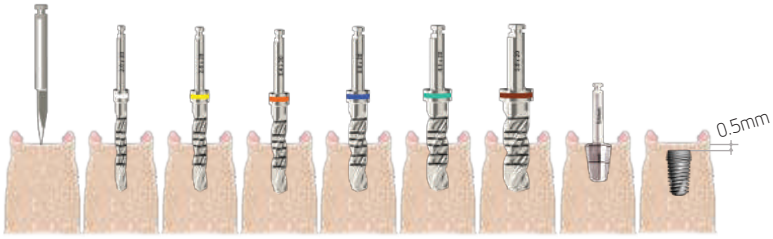

With Sirius implant, you have the choice between submerged or open healing. Each implant is supplied with cover screw, that can be used for submerged healing. Healing Time: Usually implants are allowed to heal for a period of 3-6 months prior to being restored.

	Healing Caps	Impression Copying & Analogs	Temporary Abutments	Final Abutments	Anatomic Abutments	Overdenture	Multi Unit
Ø3.30mm	Anatomic Healing Cap Ø4.0mm, NP 7200265 7200268 7200266 7200269 7200267 Zirconia Anatomic Healing Cap Ø4.0mm, NP 7200521 7200523 7200522 7200524	Implant Analog, NP 7200273 Open Tray Transfer Ø3.3mm, NP 7200359	Temporary Cylinder Abutment PEEK Hexagonal, NP 7200540 Temporary Cylinder Abutment PEEK Round, NP 7200541	Esthetic Abutment Titanium, NP 7200270 7200271 7200272 Titanium Abutment straight, NP 7200396 Internal Hex. Esthetic Abutment Zirconia with Ti-Base, NP 7200400 7200404 7200408 7200401 7200405 7200409 7200402 7200406 7200410 7200403 7200407 7200411	Tav Anatomic Abutment L4mm, NP 7200373 7200375 7200374 7200376 Tav Anatomic Abutment L6mm, NP 7200377 7200379 7200378 7200380	Ball Attachment Kit, NP 7200352 7200355 7200353 7200356 7200354 Zirconia Locker, NP 7200513 7200517 7200514 7200518 7200515 7200519 7200516	Multi-Unit Abutment Straight ,NP 7200260 7200263 7200261 7200264 7200262 Multi-Unit Abutment Angulated 17°,NP 7200386 7200389 7200387 7200390 7200388 Multi-Unit Abutment Angulated 30°, NP 7200391 7200394 7200392 7200395 7200393
Ø3.75mm Ø4.20mm Ø5mm Ø6mm	Healing Cap Ø3.8mm, SP 7200064 7200067 7200065 7200184 7200066 Anatomic Healing Cap Ø4.7mm, SP 7200174 7200177 7200175 7200178 7200176 Anatomic Healing Cap Ø5.5mm, SP 7200068 7200070 7200069 7200397 Zirconia Anatomic Healing Cap Ø4.7mm, SP 7200254 7200257 7200255 7200258 7200256 Zirconia Anatomic Healing Cap Ø5.5mm, SP 7200367 7200369 7200368 7200370	Implant Analog, SP 7200092 Open Tray Transfer Ø3.75mm, SP 7200096	Esthetic Abutment PEEK Straight 7200010 7200011 7200012 Esthetic Abutment PEEK 15° 7200013 7200014 7200015 Esthetic Abutment PEEK 25° 7200016 7200017 7200018 Temporary Cylinder Abutment PEEK Hexagonal, SP 7200289 Temporary Cylinder Abutment PEEK Round, SP 7200288	Esthetic Abutment Titanium Long, SP 7200229 7200233 7200237 7200230 7200234 7200238 7200231 7200235 7200239 7200232 7200236 7200240 Internal Hex. Esthetic Abutment Zirconia with Ti-Base, SP 7200198 7200202 7200206 7200199 7200203 7200207 7200200 7200204 7200208 7200201 7200205 7200209	Tav Anatomic Abutment L4mm, SP 7200161 7200167 7200164 7200170 Tav Anatomic Abutment L6mm, SP 7200162 7200168 7200165 7200171 Tav Anatomic Abutment L8mm, SP 7200163 7200169 7200166 7200172 TAV Prosthetic Kit, SP 7200186 7200193 7200189 7200196 7200192 7200188 7200195 7200191 7200187 7200194 7200190 7200197	Ball Attachment Kit, SP 7200044 7200047 7200045 7200185 7200046 Zirconia Locker, SP 7200290 7200294 7200291 7200330 7200292 7200331 7200293 Zirconia Locker with Ti-Base, SP 7200608 7200578 7200576 7200579 7200577	Multi-Unit Abutment Straight, SP 7200211 7200213 7200212 7200214 Multi-Unit Abutment Angulated 17°, SP 7200337 7200340 7200338 7200341 7200339 Multi-Unit Abutment Angulated 30°, SP 7200342 7200345 7200343 7200346 7200344

Prosthetic Recommended Tightening Moment	Healing Caps	Peek Abutments	Titanium Abutments SP	Titanium Abutments NP	Locker SP	Locker NP	Ball Attachments SP	Ball Attachments NP	Open Tray Transfer
[NCm]	15	15	30	25	30	25	30	25	Max 15

Ti-base is only intended to be used with TAV Dental Zirconia abutment. It is strictly forbidden to use the Ti-Base with a CAD/CAD restoration.

www.TAVDental.com

7920024 Rev.A